

# Newman Medical

Vascular Diagnostic Systems Since 1979

## simple ABI with CUFF:LINK™

**TESTING FOR PAD  
HAS NEVER BEEN EASIER**  
*-or more important*



---

### **ABI-Q SCREENING TEST QUICKLY FINDS HIDDEN PAD**

Ideal for clinics needing a fast, simple PAD test requiring minimal user time and training.  
Now included in all Cuff-Link Systems.

# YOUR PATIENTS TRUST YOU

FIND THEIR PERIPHERAL ARTERY DISEASE (PAD) BEFORE THEY HAVE A HEART ATTACK, STROKE, AMPUTATION, **OR DIE**

**1 in 3**

**DIABETICS OVER THE AGE OF 50**  
IS LIKELY TO HAVE PAD

OTHER HIGH RISK FACTORS:

- OVER AGE 65
- SMOKERS OVER AGE 50
- HIGH BLOOD PRESSURE

**OVER 50%**  
**DON'T REALIZE THEY HAVE PAD**

BUT WILL HAVE THE SAME OUTCOMES

- 21% INCREASED RISK OF HEART ATTACK, STROKE OR DEATH WITHIN ONE YEAR
- TWO- TO SIX-FOLD INCREASE IN CARDIOVASCULAR MORTALITY AND SIGNIFICANTLY INCREASED RISK OF AMPUTATION, DISABILITY AND DIMINISHED QUALITY OF LIFE

"VASCULAR SCREENING...WOULD

# SAVE MORE LIVES

THAN ALL OTHER SCREENING SERVICES CURRENTLY RECOMMENDED"<sup>1</sup>

1. Joshua Beckman MD. "Shouldn't USPTF Follow it's Own Rules?" MedPage Today, April 05, 2019

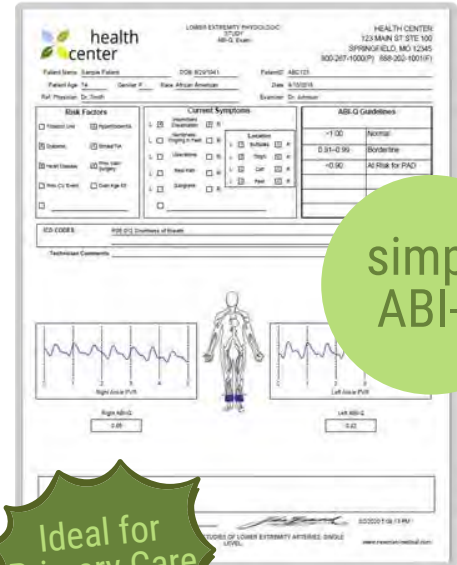


# THE INFORMATION YOU NEED

## QUICKLY & INTUITIVELY

### EASY TO USE

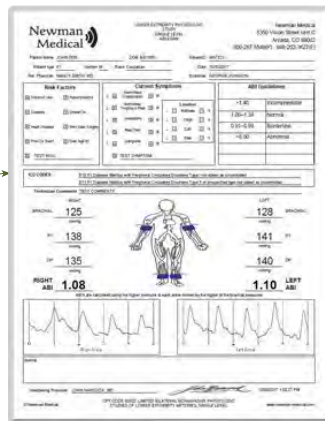
- PUSH BUTTON OPERATION
- AUTOMATIC CALCULATIONS AND WAVEFORMS • DIRECT FULL-PAGE REPORTS TO SAVE, SHARE



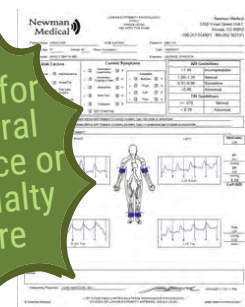
simple  
ABI-Q

Ideal for  
Primary Care

EASY SCREEN TO REPORT



SINGLE-LEVEL




SINGLE LEVEL  
WITH TOE

Ideal for  
General  
Practice or  
Specialty  
Care



ABI WITH  
EXERCISE



ABI STRESS  
TREADMILL

Ideal for  
Vascular  
Clinics

# FIND YOUR PERFECT TESTING SOLUTION



simpleABI   
with CUFF:LINK™

## EXCELLENT REIMBURSEMENT

Vascular testing is reimbursed through fee-for-service, risk adjustment in managed care, and direct payment in concierge practices and screening. A typical practice can generate a significant return on investment.

### CPT CODES PER SYSTEM/EXAM TYPE

— Rapid-Test System | No Doppler —

— simpleABI Doppler Systems | Doppler-based —

#### POINT OF CARE TESTING



ABI-Q



ABI-250



ABI-300



ABI-400CL

























ABI-450CL



ABI-500CL



ABI-600CL

	ABI-Q	ABI-250	ABI-300	ABI-400CL	ABI-450CL	ABI-500CL	ABI-600CL
CPT 93922 Doppler ABI	✗						
CPT 93922 Doppler/PPG TBI	✗	✗					
CPT 93923 Doppler Segmental	✗	✗	✗	✗	✗		
CPT 93923 ABI-Q Exercise		✗	✗				
CPT 93923 Doppler Exercise	✗	✗	✗	✗		✗	
CPT 93924 Doppler Stress/Treadmill	✗	✗	✗	✗		✗	

REQUEST A DEMO | 800-267-5549  
newman-medical.com

